

Technical specification

Introductory Information

A building consent from the Local Authorities must be obtained before installing Bosca wood fires and this document can be a supporting document in gaining such consent. It is suggested that the insurance company covering building insurance should be advised of the installation.

All Bosca wood fires and flue systems shall be installed in compliance with AS/NZS2918:2001 and the appropriate requirements of the relevant building code or codes.

National Environmental Standards

All Bosca wood fires distributed in New Zealand comply with National Environmental Standards imposed in 2005. Efficiency of all models is above 65% and maximum emission is below 1.5 g/kg. Refer to Table 1 for details.

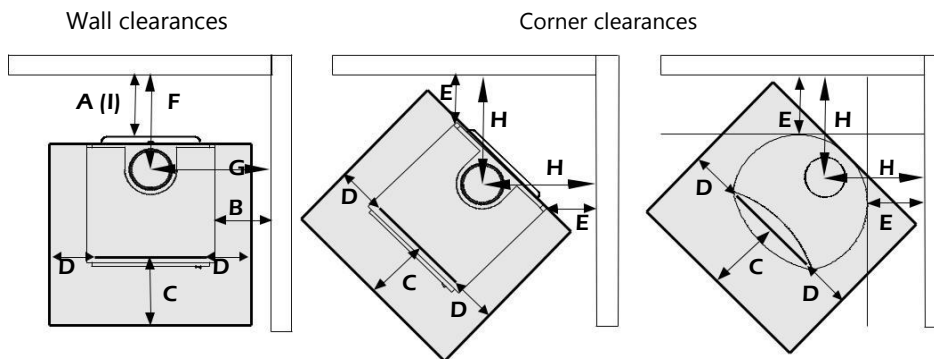
Table 1

	Efficiency	Emission
Firepoint360	74%	0.9 g/kg
Limit380	76%	0.9 g/kg
Spirit550	69%	0.9 g/kg

Regional council have authority to impose its own regional standards which take precedence over National Environmental Standards. Bosca wood fires comply with requirements of most regional councils in New Zealand. For more information on the regulations in your area talk to your local regional council or ask your Bosca dealer.

Installation Clearances and Floor Protector

Minimum clearances are measured in millimetres and shown in Table 2. Firepoint360 and Limit380 can be installed with a rear heat shield (spigot shield) which allows smaller clearances to the wall from the back of the fire (dimension A). If the rear heat shield is used the fire must be at the dimension I from the wall.



For clearances to non-combustible or insulated walls refer to AS/NZS2918:2001. For Limit380 and Spirit550, side clearances (dimension B) to be no less than 200mm and rear clearance (dimension A) no less than 100mm irrespective of wall material. This is to ensure access to rear of fire for baffle replacement.

Bosca freestanding wood fires do not require an insulating floor protector (hearth) as they comply with the minimum floor protector requirements of AS/NZS2918:2001. The minimum floor protection has to extend forward 300mm (dimension G) from fire box opening, not door outside. It has to extend sideway 200mm (dimension H) from fire box opening, not product side.

If any Bosca fire is installed directly onto concrete or non-combustible floor a floor protector is not necessary.

Table 2

Dimension	Firepoint 360	Limit 380	Spirit 550
A	315mm	345mm	230mm
B	340mm	325mm	245mm
C	300mm	300mm	300mm
D	200mm	200mm	200mm
E	320mm	250mm	140mm
F	313mm	369mm	351mm
G	596mm	558mm	549mm
H	479mm	478mm	396mm
I	195mm	240mm	N/A

Seismic Restraint

As per NZS 2918, Bosca fires installed in New Zealand are required to have seismic restraint.

This can be achieved in the Limit380 and Firepoint360 by using the two holes provided in the baseplate of the fireplace and using masonry anchors if installing onto a concrete floor, or any suitable fastener for wooden floors.

The Spirit550 is supplied with two seismic restraint brackets welded on each side as it does not have a base plate. By using the two holes in these brackets and using masonry anchors if installing onto a concrete floor, or any suitable fastener for wooden floors.

The fastener must pass through the floor protector if fitted and into the floor and comply with all local council specifications.

Technical specification

Flue and flue shield installation

All Bosca fires must be installed with a flue system that complies with AS/NZS2918:2001. We recommend the use of the Bosca flue system which does comply with standards and comes complete with installation instructions. A typical installation is shown below and at right. Note this is not an installation instruction and the instructions accompanying the flue kit should be followed at all times.

The Bosca flue shield must be used in all installations where the fire is installed against a combustible wall to the clearances listed above. If the wall behind the fire is a non-combustible ventilated surface as per AS/NZS2918:2001 then clearances can be reduced and the flue shield is not required. Note that there are minimum clearances for the Limit380 and Spirit550 when installing near a non-combustible wall. These are noted above and in the installation instructions.

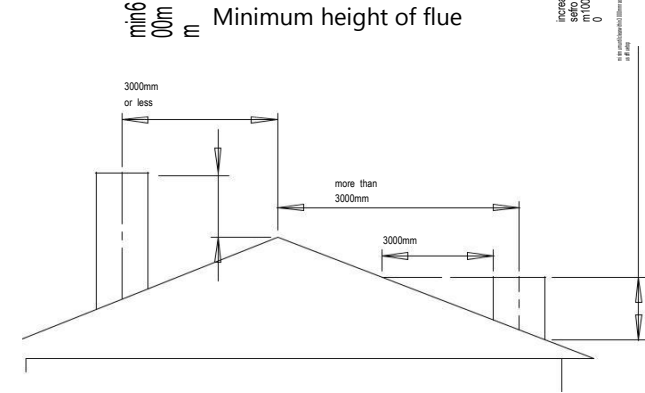
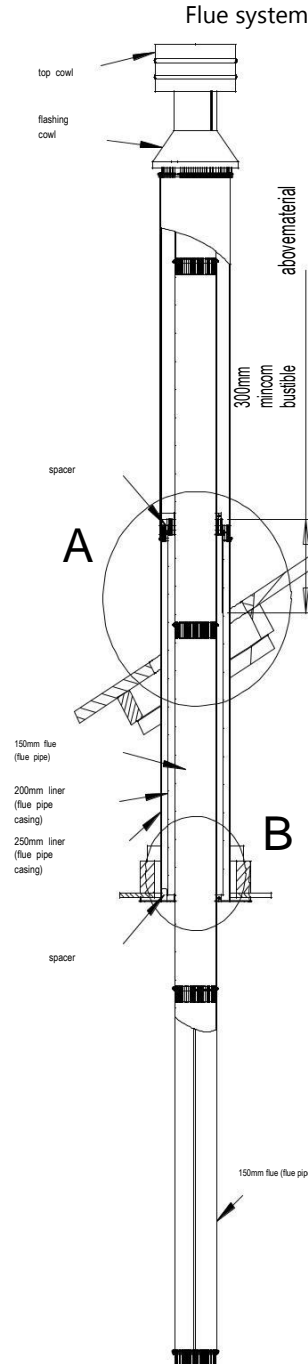
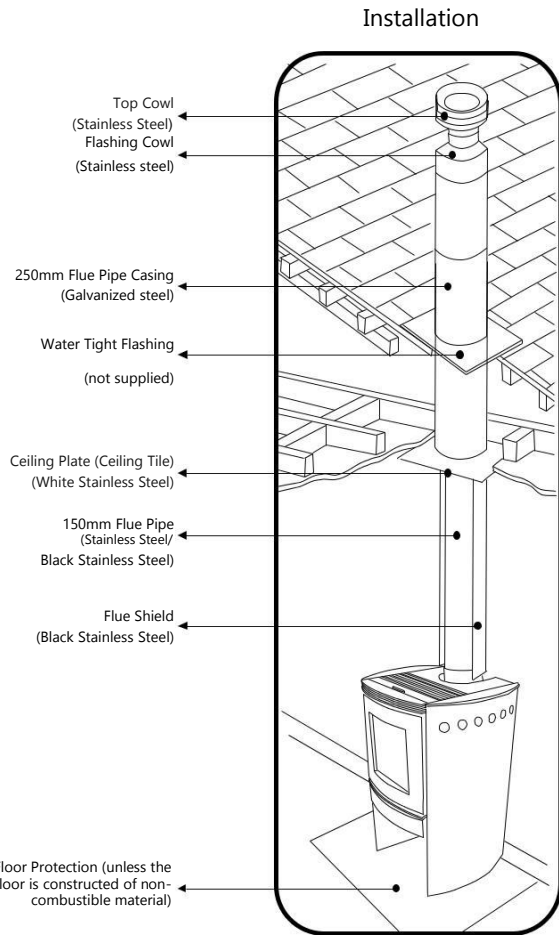
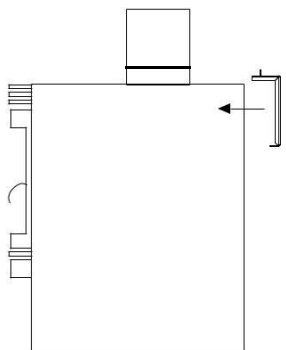
Distributed in New Zealand by:

Retail Links Limited
Ph: 03 547 0770
Fax: 03 547 0780

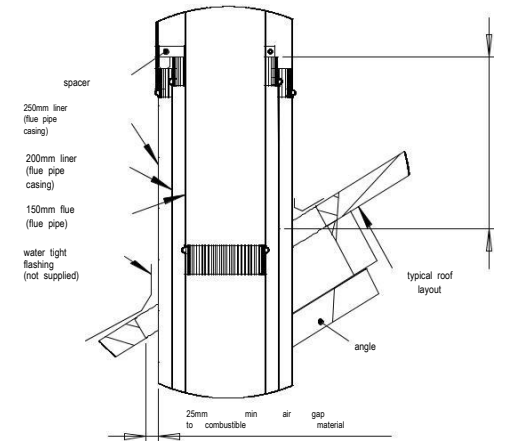
7 Forests Road
Stoke
Nelson, 7011

Website:
www.bosca.co.nz

Rear heat shield



Detail A: Typical roof penetration



Detail B: Typical ceiling layout

